

Advantage by design

J.D. Neuhaus has been the market leader in compressed air powered lifting equipment for decades. In our latest milestone we have added a series of air winches to our product line.

The new **JDN Air Winches** utilize a self lubricating vane motor with integrated brake function for fewer components. This technology has been proven in our chain hoist series, and results in reduced maintenance costs, with no additional air lubricant required. The winches with high rope capacities are easy to operate, with a fully variable speed lever control at the winch or via E-Type or FI-Type pendant controls. As an added safety feature the controls are available with a main air emergency shut off valve. Additional options include a fully adjustable drum guard for multiple rope working angles.

PROFI LIFTER 1100 PROFI PULLER 1750

JDN Air Winches with capacities of **1100 lbs** and **1800 lbs**. Lightweight aluminum castings make this series mobile, ideal for multiple applications. These winches can also be supplied with an optional travel limit switch. The Ex-classification is:

Ex II 3 GD IIA T4(X).

STANDARD FEATURES

- ⇒ Drum integrated exhaust air cooled planetary gear for minimum maintenance and maximum reliability
- ⇒ High rope capacity, with up to 5 layer spooling
- ⇒ Ideal ratio of rope/drum diameter (factor 21) ensures a long duty cycle of the rope
- ⇒ Variable speeds, easy to install, low noise level
- ⇒ Integrated overload protection
- ⇒ Suited for applications in hazardous areas



PROFI LIFTER 1100




PROFI PULLER 1750
with mounting frame*

TECHNICAL DATA

Type		PROFI LIFTER 1100	PROFI PULLER 1750
Nominal pressure (required static pressure)	PSI Bar	85 6	
Lifting capacity in the last layer	lbs	1100	–
Lifting capacity in the first layer	lbs	1650	–
Pulling capacity in the last layer	lbs	–	1170
Pulling capacity in the first layer	lbs	–	1750
Max. number of rope layers		5	
Max. motor power	kW	1	
Air connection		G ¹ / ₂	
Air consumption at nominal load - lifting	cfm	42.4	38.9
Air consumption at nominal load - lowering	cfm	53	–
Hose size (ø inside)	inch.	0.6	
Rope drum diameter	inch.	33	
Rope diameter	inch.	3/16 - 1/4	
Minimum breaking force of rope	lbf	5508	5283
Weight (without rope, with control)	lbs	64.6	68.8
Control length	ft	4.9	
Noise pressure level at nominal load - lifting or pulling ¹	dB(A)	85	87
Noise pressure level at nominal load - lowering ¹	dB(A)	89	–

¹ Measured at 1 m distance acc. to DIN 45635 part 20

* Option

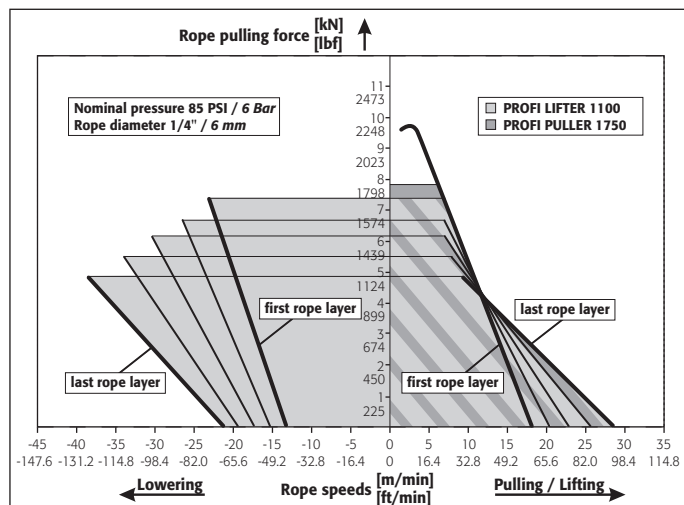


PERFORMANCE DATA

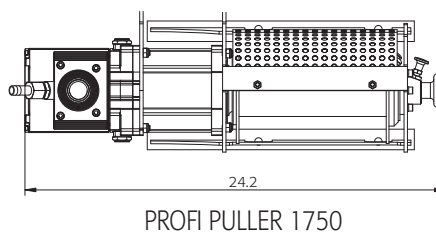
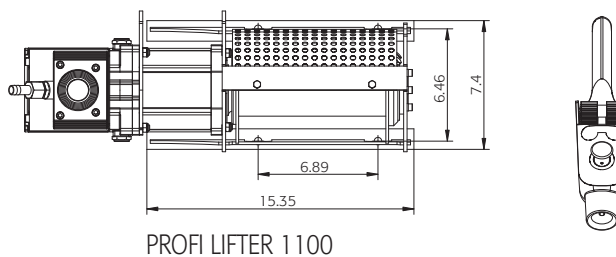
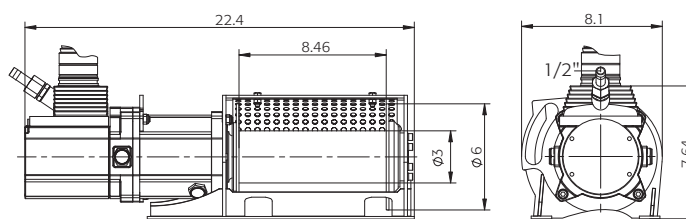
PROFI LIFTER 1100 (M4)					
Rope diameter 1/4"		Speeds [ft/min]			
		Lifting		Lowering	
Rope Layer		1. Layer	5. Layer	1. Layer	5. Layer
Load condition [lbs]	0	58.1	92.6	43.7	69.6
	550	46.2	62.4	54.5	96.9
	1100	34.3	32.2	65.3	124.3
	1650	22.4	-	76	-

PROFI PULLER 1750 (M4)					
Rope diameter 1/4"		Speeds [ft/min]			
		Pulling		Unwinding	
Rope Layer		1. Layer	5. Layer	1. Layer	5. Layer
Load condition [lbs]	0	58.1	92.6	43.7	69.6
	585	45.5	60.4	-	-
	1170	32.8	28.2	-	-
	1750	20.2	-	-	-

CHARACTERISTIC LOAD CURVES PROFI LIFTER 1100 / PROF PULLER 1750



DIMENSIONS [inch.]



ROPE CAPACITIES

PROFI LIFTER 1100 / PROF PULLER 1750			
Full used rope layer	Rope diameter		
	inch.	3/16	1/4
1st	ft	34.4	25.7
1st and 2nd	ft	75.6	58.3
1st, 2nd and 3rd	ft	121.4	95.8
1st, 2nd, 3rd and 4th	ft	171.5	136.8
1st, 2nd, 3rd, 4th and 5th	ft	226.1	190.3

Recommended rope diameter: 1/4"

Note: The calculated possible rope storage capacities depending upon the rope diameter and rope layers used are listed in the tables. The retention of the required three safety windings was also taken into account.